

Scaled data based on original data using  
LM-79-08 Approved Method: Electrical and Photometric Measurements of Solid-  
State Lighting Products

Test Report Prepared for  
Cooper Lighting Solutions  
(formerly Eaton)

Brand: McGRAW-EDISON

Report Number: P386417

Luminaire Tested: **GWC-SA2A-750-U-SL4**

Issue Date: 3/3/2020

**Test Information**

Test Method: LM-79-08  
Report Number: P386417  
TEST IS SCALED FROM IESNA LM-79-08 TEST DATA (G2-1903-205-24)  
Test Lab: INNOVATION CENTER  
Issue Date: 3/3/2020  
Manufacturer: COOPER LIGHTING SOLUTIONS (FORMERLY EATON)  
Product Line: MCGRAW-EDISON  
Catalog Number: GWC-SA2A-750-U-SL4  
Description: GALLEON WALL LUMINAIRE  
(2) 70 CRI, 5000K, 615mA LIGHTSQUARES WITH 16 LEDS EACH AND TYPE IV SPILL  
LIGHT ELIMINATOR OPTICS  
Light Source: -  
Ballast/Driver: ELECTRONIC DRIVER

**Summary**

Lumens per Lamp: N/A  
Luminaire Lumens: 9240 lumens  
Efficiency: N/A  
Efficacy: 140.0 lumens/watt  
Luminous Opening: Rectangular (W 1' x L: 0.5' x H: 0')  
IES Classification: Type IV - Short  
BUG Rating: B1 - U0 - G3

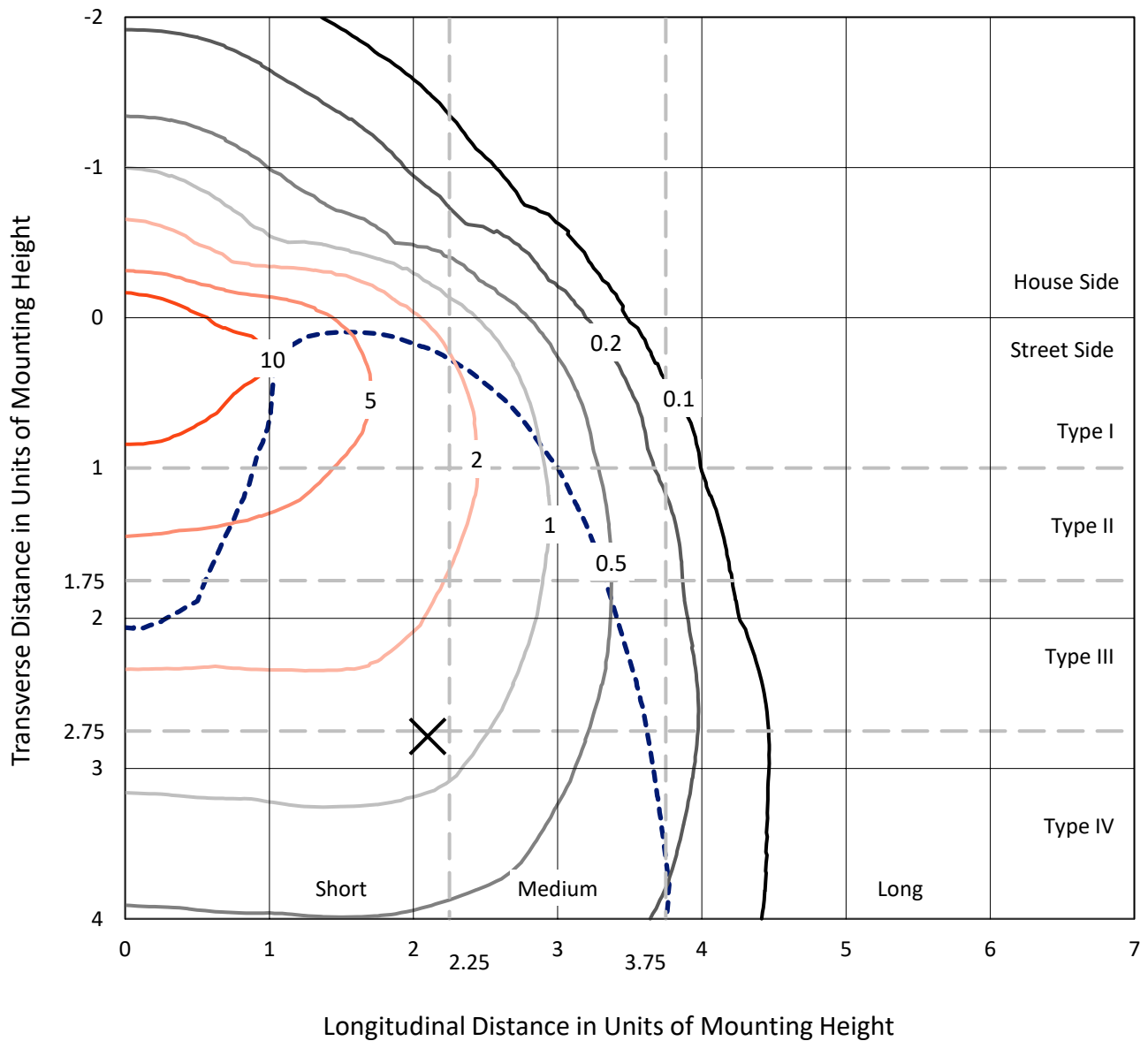
Input Watts (W): 66  
Input Voltage (V): NR  
Input Current (Ain): NR  
Voltage Rise (V): NR  
Power Factor: NR  
Total Harmonic Distortion (THDi): NR  
Frequency (hertz): 60  
Stabilization Time: NR  
Operation Time: NR  
Ambient Temperature (°C): NR  
Test Distance: 24 FT



REPORT NUMBER: P386417  
 CATALOG NUMBER: GWC-SA2A-750-U-SL4

### Iso-Footcandle Lines of Horizontal Illumination

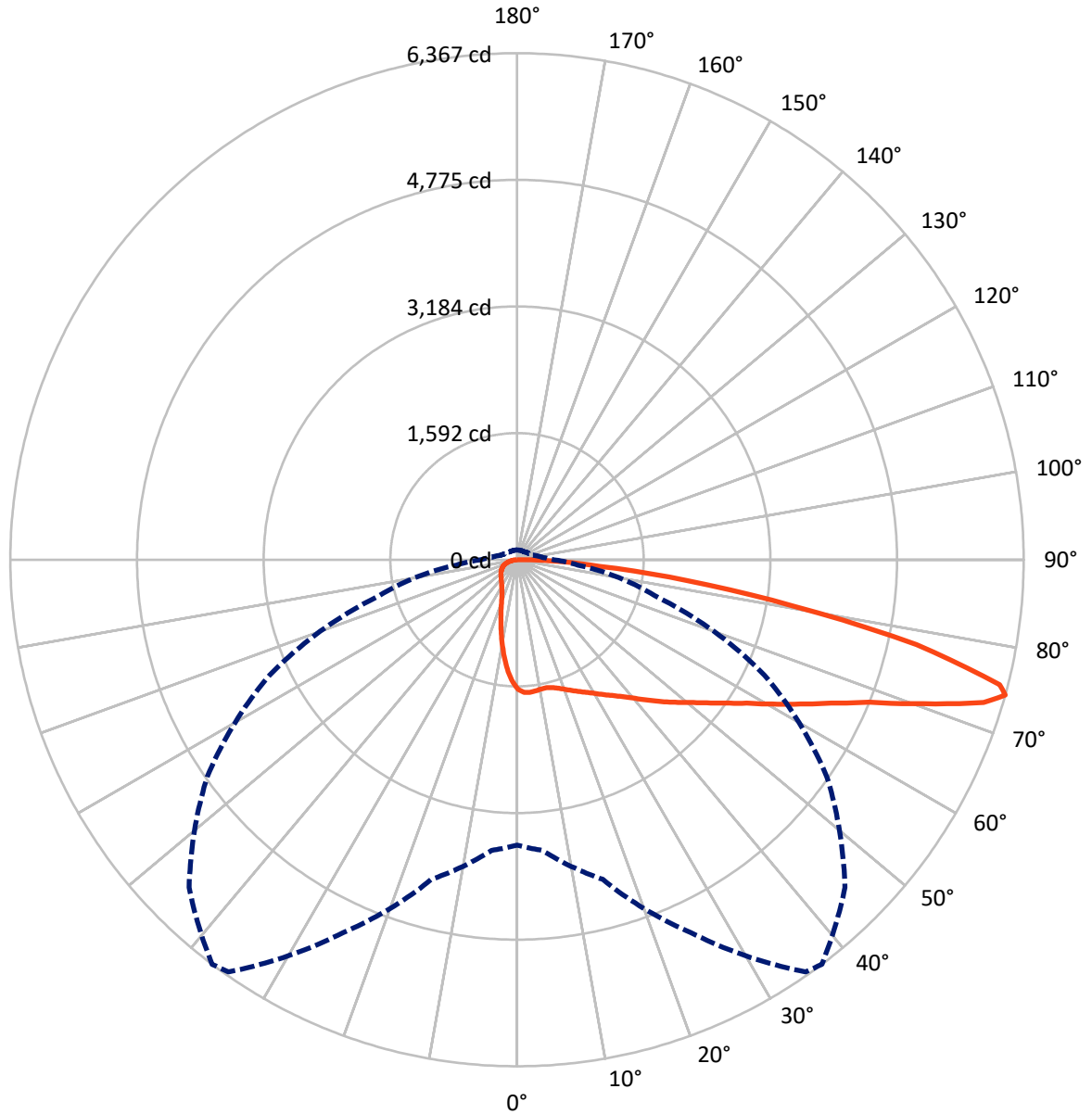
✕ Max cd  
 - - - 1/2 Max cd



Based on 10 foot mounting height. Maximum calculated value = 16.5 fc  
 Type IV - Short - N/A

REPORT NUMBER: P386417  
CATALOG NUMBER: GWC-SA2A-750-U-SL4

### Luminous Intensity Polar Plot



— Vertical Plane Through 37-Deg Lateral    - - - Horizontal Cone Through 74-Deg Vertical



REPORT NUMBER: P386417

CATALOG NUMBER: GWC-SA2A-750-U-SL4

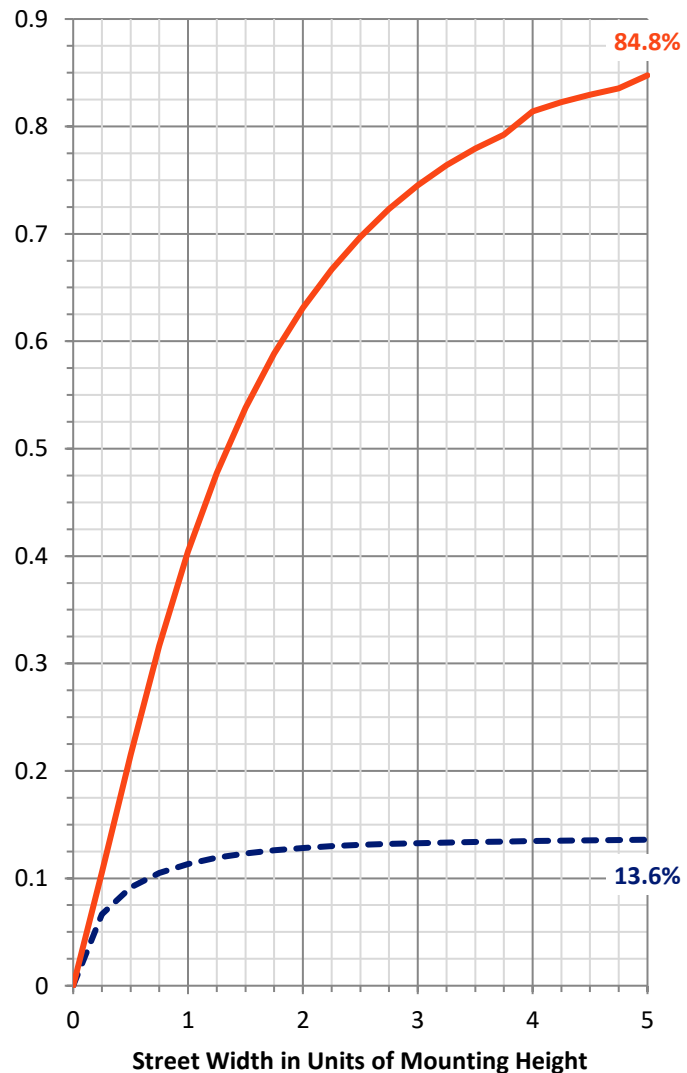
**FLUX DISTRIBUTION:**

		Downward	Upward	Total
<b>House Side</b>	Lumens	1271.4	0.0	1271.4
	% Fixture	13.8	0.0	13.8
<b>Street Side</b>	Lumens	7968.6	0.0	7968.6
	% Fixture	86.2	0.0	86.2
<b>Total</b>	Lumens	9240.0	0.0	9240.0
	% Fixture	100.0	0.0	100.0

**ZONAL LUMENS:**

Zone	Lumens	% Fixture
0°-10°	143.4	1.6
10°-20°	367.5	4.0
20°-30°	566.2	6.1
30°-40°	823.4	8.9
40°-50°	1211.9	13.1
50°-60°	1701.9	18.4
60°-70°	2154.0	23.3
70°-80°	1896.7	20.5
80°-90°	375.0	4.1
90°-100°	0.0	0.0
100°-110°	0.0	0.0
110°-120°	0.0	0.0
120°-130°	0.0	0.0
130°-140°	0.0	0.0
140°-150°	0.0	0.0
150°-160°	0.0	0.0
160°-170°	0.0	0.0
170°-180°	0.0	0.0
0°-90°	9240.0	100.0
0°-180°	9240.0	100.0

**Coefficient of Utilization**



REPORT NUMBER: P386417

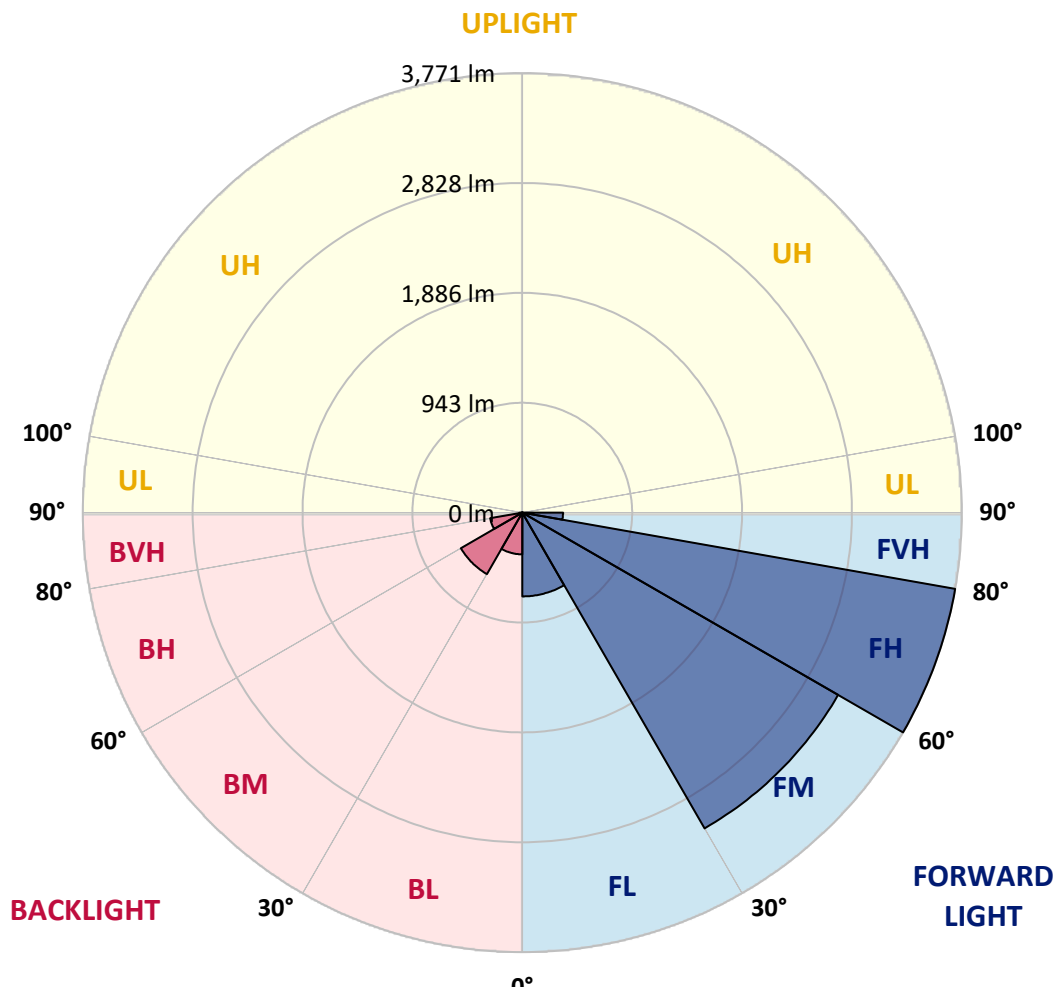
CATALOG NUMBER: GWC-SA2A-750-U-SL4

**LUMINAIRE CLASSIFICATION SYSTEM LUMEN TABLE AND BUG RATING:**

Zone	Lumens	% Fixture	Zone Rating/Lumen Limit		
			B	U	G
FL (0°-30°)	719.0	7.8			
FM (30°-60°)	3128.7	33.9			
FH (60°-80°)	3771.3	40.8			G2/5000
FVH (80°-90°)	349.6	3.8			G3/500
BL (0°-30°)	358.1	3.9	B1/500		
BM (30°-60°)	608.4	6.6	B1/1000		
BH (60°-80°)	279.5	3.0	B1/500		G1/500
BVH (80°-90°)	25.4	0.3			G1/100
UL (90°-100°)	0.0	0.0		U0/0	
UH (100°-180°)	0.0	0.0		U0/0	

**BUG Rating: B1-U0-G3**

Type IV Short





REPORT NUMBER: P386417  
 CATALOG NUMBER: GWC-SA2A-750-U-SL4

**CANDELA DISTRIBUTION (FULL):**

	0°	5°	15°	25°	35°	37°	45°	55°	65°	75°	85°
0°	1628.1	1628.1	1628.1	1628.1	1628.1	1628.1	1628.1	1628.1	1628.1	1628.1	1628.1
2.5°	1683.7	1684.0	1683.7	1681.1	1674.9	1669.7	1665.5	1659.3	1645.6	1635.2	1619.6
5°	1699.7	1697.7	1696.4	1691.5	1681.8	1675.9	1667.8	1656.0	1633.6	1612.8	1587.4
7.5°	1692.2	1689.9	1687.0	1681.1	1670.0	1665.2	1653.8	1638.5	1611.5	1584.1	1547.7
10°	1669.1	1668.4	1667.1	1665.8	1656.4	1652.5	1642.0	1625.8	1599.1	1565.9	1523.2
12.5°	1643.3	1645.0	1650.2	1657.0	1652.8	1650.8	1644.3	1633.3	1605.9	1570.1	1518.7
15°	1627.1	1631.6	1645.6	1663.5	1667.1	1666.5	1664.8	1657.7	1628.7	1589.0	1529.1
17.5°	1621.5	1629.0	1655.7	1685.3	1695.8	1698.0	1698.7	1686.3	1654.1	1612.1	1539.8
20°	1631.6	1641.1	1680.1	1720.8	1737.4	1738.7	1735.8	1714.3	1678.2	1632.0	1545.7
22.5°	1662.2	1670.7	1719.5	1765.4	1784.3	1786.2	1777.4	1744.9	1703.6	1655.4	1553.8
25°	1721.1	1731.6	1780.4	1826.3	1836.0	1836.4	1823.7	1783.3	1736.8	1688.3	1571.4
27.5°	1798.0	1808.4	1852.3	1897.2	1892.0	1889.1	1871.8	1831.5	1780.1	1733.5	1602.7
30°	1883.6	1894.9	1936.6	1968.5	1956.1	1950.3	1936.3	1884.2	1840.3	1795.3	1650.5
32.5°	1972.1	1982.5	2019.0	2040.8	2025.1	2022.5	2001.4	1953.9	1918.7	1889.7	1728.0
35°	2062.9	2070.4	2106.2	2118.6	2097.7	2097.1	2091.2	2047.6	2025.5	2039.1	1840.6
37.5°	2155.7	2157.6	2188.2	2188.9	2182.7	2185.3	2191.5	2164.1	2170.3	2212.9	1987.1
40°	2238.3	2243.5	2265.7	2272.5	2283.2	2292.4	2323.3	2305.4	2353.2	2428.7	2169.3
42.5°	2299.5	2309.6	2345.1	2362.7	2397.5	2411.8	2455.4	2472.0	2568.4	2681.6	2386.1
45°	2351.3	2366.9	2423.9	2460.0	2518.9	2544.0	2606.4	2662.1	2811.5	2956.0	2614.3
47.5°	2407.3	2427.1	2498.4	2567.4	2647.5	2675.8	2789.4	2872.7	3070.9	3232.0	2829.4
50°	2489.6	2504.9	2574.5	2682.9	2782.9	2819.3	2976.5	3096.0	3334.5	3495.0	3015.9
52.5°	2604.5	2598.6	2657.5	2809.5	2943.6	2988.6	3176.4	3333.6	3601.8	3732.9	3173.4
55°	2720.0	2710.3	2751.6	2942.0	3131.1	3178.3	3396.4	3572.1	3856.0	3947.1	3294.2
57.5°	2848.6	2830.1	2864.9	3091.4	3344.6	3400.9	3642.8	3825.7	4105.9	4120.3	3371.0
60°	2981.1	2956.0	2995.1	3276.6	3615.8	3682.2	3931.2	4073.1	4341.6	4258.9	3395.7
62.5°	3096.9	3079.4	3139.6	3483.3	3921.4	3994.3	4214.3	4336.0	4574.0	4316.5	3306.6
65°	3198.2	3201.1	3305.3	3715.7	4262.2	4340.0	4539.1	4660.2	4756.9	4282.3	3097.9
67.5°	3318.9	3335.5	3513.2	4021.6	4691.1	4776.4	5011.7	5013.7	4859.1	4081.8	2687.2
70°	3495.0	3529.2	3799.3	4446.1	5301.1	5418.3	5599.9	5221.4	4715.6	3538.3	2114.3
72.5°	3651.2	3715.0	4103.7	4931.7	6044.5	6133.3	5943.9	5101.6	4115.7	2651.7	1317.2
74°	3587.8	3666.9	4159.0	5170.9	6324.4	6367.0	5827.7	4752.0	3431.5	1836.4	765.5
75°	3451.1	3537.0	4078.3	5168.6	6288.9	6265.2	5547.2	4352.6	2826.1	1252.4	509.4
77.5°	2785.1	2875.9	3436.4	4429.8	5156.6	5134.1	4261.2	2919.9	1237.8	410.8	258.8
80°	1619.3	1688.6	2133.2	2813.1	3477.1	3517.8	2802.4	1444.8	486.9	230.8	175.4
82.5°	719.3	767.2	1030.5	1436.0	2098.4	2150.8	1467.6	757.1	300.7	140.3	105.5
85°	471.9	507.4	625.6	683.8	999.2	1035.0	718.3	589.4	198.5	77.1	77.5
87.5°	339.5	373.7	464.8	405.9	458.6	434.2	390.9	545.5	79.7	43.9	26.0
90°	0.0	0.0	0.0	0.0	0.0	0.0	0.0	0.0	0.0	0.0	0.0



REPORT NUMBER: P386417  
 CATALOG NUMBER: GWC-SA2A-750-U-SL4

**CANDELA DISTRIBUTION (continued):**

	90°	95°	105°	115°	125°	135°	145°	155°	165°	175°	180°
0°	1628.1	1628.1	1628.1	1628.1	1628.1	1628.1	1628.1	1628.1	1628.1	1628.1	1628.1
2.5°	1612.8	1607.5	1595.8	1573.7	1561.3	1550.9	1533.7	1523.6	1519.0	1518.7	1520.6
5°	1572.7	1560.7	1530.4	1493.3	1463.7	1436.7	1403.1	1383.0	1368.6	1360.2	1362.5
7.5°	1526.2	1507.3	1459.8	1400.5	1353.0	1300.6	1248.9	1217.9	1193.9	1176.0	1179.2
10°	1494.3	1468.2	1398.9	1313.6	1234.5	1158.4	1087.1	1044.5	1010.6	984.6	986.5
12.5°	1483.5	1448.4	1352.4	1238.5	1127.5	1023.3	930.2	864.8	830.0	800.4	802.6
15°	1485.2	1438.0	1313.3	1170.8	1031.1	900.0	787.0	710.5	663.3	642.8	643.1
17.5°	1486.5	1425.9	1272.3	1098.2	935.8	784.7	662.0	584.6	540.0	521.1	521.4
20°	1482.2	1406.4	1221.5	1014.8	836.2	679.0	560.2	494.4	460.6	445.9	445.9
22.5°	1476.7	1383.3	1164.2	931.2	737.9	587.2	487.2	437.1	417.6	407.8	407.5
25°	1479.3	1366.0	1105.7	845.3	647.4	513.9	438.7	405.5	392.5	386.3	386.0
27.5°	1493.3	1357.9	1051.6	759.7	568.3	458.9	406.2	382.8	374.3	370.4	370.4
30°	1518.7	1357.9	995.3	686.8	502.5	418.2	381.1	365.2	359.3	356.7	356.7
32.5°	1563.0	1365.4	941.0	614.5	450.1	386.3	360.3	349.6	345.0	343.7	343.7
35°	1639.1	1390.8	887.9	546.2	407.8	360.3	340.5	334.3	331.0	330.7	331.7
37.5°	1746.2	1442.5	838.1	495.7	377.9	339.2	323.9	319.0	317.0	318.6	319.9
40°	1881.0	1512.8	792.9	450.1	355.1	322.2	308.6	305.3	304.3	306.6	308.6
42.5°	2043.7	1607.9	755.8	417.3	337.5	307.9	295.5	291.6	290.7	293.3	295.9
45°	2219.8	1710.1	729.7	392.9	323.9	297.2	284.1	279.9	278.0	279.3	282.2
47.5°	2379.9	1806.7	719.3	375.6	310.8	288.1	274.1	268.8	265.6	264.9	267.2
50°	2515.0	1878.7	724.2	365.2	300.4	278.0	264.3	258.4	253.5	250.6	252.2
52.5°	2613.3	1923.9	728.8	360.6	292.3	266.9	253.5	248.0	241.5	236.6	236.6
55°	2684.6	1934.3	718.7	357.1	286.1	254.9	241.5	236.3	229.8	224.3	223.6
57.5°	2712.6	1905.0	681.2	351.8	281.9	243.5	228.8	224.9	219.4	212.9	212.5
60°	2674.8	1814.6	609.0	340.8	276.3	234.0	216.1	213.5	210.9	204.7	204.4
62.5°	2523.1	1616.0	515.6	318.3	265.3	223.9	204.4	205.7	206.0	201.8	201.1
65°	2248.1	1343.3	424.4	289.0	248.7	211.9	192.4	198.5	202.1	201.5	200.5
67.5°	1848.4	1045.4	359.7	258.1	226.9	195.3	179.3	186.5	189.4	191.7	191.1
70°	1371.9	737.2	297.5	225.6	200.5	175.8	162.4	166.0	164.0	166.6	167.6
72.5°	764.9	442.3	242.5	193.0	173.2	153.0	143.5	142.9	138.7	138.7	138.7
74°	458.9	324.5	213.2	172.8	156.6	138.0	129.9	126.9	123.0	123.4	123.0
75°	369.1	278.9	195.6	159.5	144.8	129.2	121.1	117.2	114.2	114.2	113.9
77.5°	233.0	211.9	157.5	126.9	115.9	106.4	100.9	95.7	95.7	95.4	95.0
80°	176.1	168.6	122.7	96.0	88.9	81.7	78.1	75.8	75.8	76.8	76.5
82.5°	120.8	126.9	86.3	67.0	63.5	58.3	57.6	57.9	57.0	55.7	55.3
85°	88.2	95.4	58.3	42.3	38.7	35.5	38.1	39.4	37.8	34.8	33.5
87.5°	33.8	62.5	31.2	17.6	16.3	14.0	16.3	16.9	18.2	14.3	14.6
90°	0.0	0.0	0.0	0.0	0.0	0.0	0.0	0.0	0.0	0.0	0.0



Signify Classified - Internal  
Cooper Lighting Solutions Photometric Lab  
1121 Highway 74 South  
Peachtree City, GA 30269

Scaled Data Report



Report Generated By 670245982

Signify Classified - Internal  
Cooper Lighting Solutions Photometric Lab  
1121 Highway 74 South  
Peachtree City, GA 30269

Scaled Data Report



Signify Classified - Internal  
Cooper Lighting Solutions Photometric Lab  
1121 Highway 74 South  
Peachtree City, GA 30269

Scaled Data Report



Signify Classified - Internal  
Cooper Lighting Solutions Photometric Lab  
1121 Highway 74 South  
Peachtree City, GA 30269

Scaled Data Report





--- HS — SS

Signify Classified - Internal  
Cooper Lighting Solutions Photometric Lab  
1121 Highway 74 South  
Peachtree City, GA 30269

Scaled Data Report



u

Signify Classified - Internal  
Cooper Lighting Solutions Photometric Lab  
1121 Highway 74 South  
Peachtree City, GA 30269

Scaled Data Report



Signify Classified - Internal  
Cooper Lighting Solutions Photometric Lab  
1121 Highway 74 South  
Peachtree City, GA 30269

Scaled Data Report



(END OF REPORT)